




## Dive Into Data — Holiday Inn, Worthington — July 17, 2015

8:30 a.m. to 9:30 a.m.	<b>Registration &amp; Breakfast</b>				
Keynote – Griswold Ballroom 9:30 a.m. – 10:15 a.m.	<b>“Using Data to Win Friends and Influence People”</b> <b>Beverly Cain, State Library of Ohio</b>				
	<b>Adams</b>	<b>Chase</b>	<b>Morrison</b>	<b>McGregor</b>	<b>Wright</b>
Breakout Session 1 10:30 a.m. – 11:20 a.m.  	<b>Step Away from the Survey: Methods for Gathering Feedback and When to Use Them</b>  <b>Rachel Rubin</b> <i>Bexley Public Library</i>	<b>Driving the BUS: Building use study and space assessment at Wright State University Libraries</b>  <b>Mandy Shannon, Sue Polanka &amp; Bette Sydelko,</b> <i>Wright State University</i>	<b>Using Student Reflection to Assess Library Instruction</b>  <b>Carol Singer</b> <i>Bowling Green State University</i>	<b>Planning the “Ask”: Effective Strategies to Use the Story the Data Tells to Shape Your Message</b>  <b>Michelle Blank</b> <i>Defiance College</i>	<b>Data-Driven Assessment and Decision-Making for E-book Demand-Driven Acquisition (DDA)</b>  <b>Yin Zhang</b> <i>Kent State University</i>
BREAK					
Breakout Session 2 11:30 a.m. – 12:20 p.m.  	<b>Assessment Ready: Collaboration to Impact Student Achievement</b>  <b>Debra Logan, Mt. Gilead Schools</b> <b>Jessica Klinker, South-Western City Schools</b> <b>Jamie Riley, Dublin City Schools</b>	<b>Anchors Aweigh: Sailing Ahead with Tableau to Support a Visual Library Organization</b>  <b>Sarah Murphy</b> <i>The Ohio State University</i>	<b>Stop Treading Water: Using Data to Drive Collection Maintenance</b>  <b>Cathy Bartel &amp; Marilyn Zielinski</b> <i>Toledo-Lucas County Public Library</i>	<b>Too Many Serials and not Enough Money – So What Else is New?</b>  <b>Sharon Purtee &amp; Edith Starbuck</b> <i>University of Cincinnati, Health Sciences Library</i>	<b>If You Build It, Will They Come? (And Can You Prove It?)</b>  <b>Kevin Messner, Thomas Tully, &amp; Stephen Cox</b> <i>Miami University</i>
12:30 - 1:30 p.m.	<b>Buffet Lunch</b>				
	<b>Adams</b>	<b>Chase</b>	<b>Morrison</b>	<b>McGregor</b>	<b>Wright</b>
Breakout Session 3 1:30 p.m. – 2:20 p.m.  	<b>Knowing Where to Draw the Line: Tools and Strategies for Visualizing Data</b>  <b>Kirstin Krumsee</b> <i>State Library of Ohio</i>	<b>Measuring a Gallon with a Yardstick?</b>  <b>Connie Huber</b> <i>Southern State Community College</i>	<b>Finding and Sharing the Treasure You Discover in a Data Deep Dive</b>  <b>Erica Clay</b> <i>INFOhio</i>	<b>I’ve a Feeling We’re Not in High School Anymore: Information Literacy as a Bridge for Transitioning First-Year Students</b>  <b>Michelle Blank &amp; Alex Hauser</b> <i>Defiance College</i>	<b>Why Users Come to the Library: A Case Study at a Mid-Sized State Institution</b>  <b>Colleen Boff &amp; Vera Lux</b> <i>Bowling Green State University</i>
BREAK					
Wrap Up – Griswold Ballroom 2:30 p.m. – 3:15 p.m.	<b>Let’s Talk About Data Beyond Input/Output</b> <b>Anastasia Diamond-Ortiz, Cleveland Public Library &amp; Laura Ponikvar, Cleveland Institute of Art</b>				